




Interoffice Memorandum

APPROVED BY ORANGE
COUNTY BOARD OF COUNTY
COMMISSIONERS

BCC Mtg. Date: Jun. 28, 2016

June 1, 2016

TO: Mayor Teresa Jacobs
and Board of County Commissioners

FROM: Mark V. Massaro, P. E., Director, Public Works Department 

CONTACT PERSON: **Ruby Dempsey Rozier, Manager**
Traffic Engineering Division 

PHONE NUMBER: (407) 836-7890

SUBJ: **Increase the Posted Speed Limit on Sawgrass Plantation Boulevard from
25 Miles per Hour to 35 Miles per Hour.**

A concerned citizen has requested the County to review the posted speed limit on Sawgrass Plantation Boulevard. The citizen believes the current posted 25 mph speed limit is too low and creates a speed trap.

Sawgrass Plantation Boulevard is a 2-lane residential street between Wetherbee Road and Plantation Pointe Drive and is about one mile long. A speed study conducted by staff shows an 85th percentile speed of 41.7 mph on Sawgrass Plantation Boulevard.

Based on results of the speed study and a field review of traffic conditions, our staff recommends that the Board establish a 35 mph posted speed limit on Sawgrass Plantation Boulevard between Wetherbee Road and Plantation Pointe Drive.


Action Requested: Approval to increase the posted speed limit from 25 mph to 35 mph on Sawgrass Plantation Boulevard from Wetherbee Road to Plantation Pointe Drive. District 4.

MVM/RDR/CSY

Attachments



Sawgrass Plantation Boulevard Consent Agenda Location Map



 "Speed Limit" signs

District 4: Commissioner Jennifer Thompson



Sawgrass Plantation Boulevard Consent Agenda District Map



District 4: Commissioner Jennifer Thompson

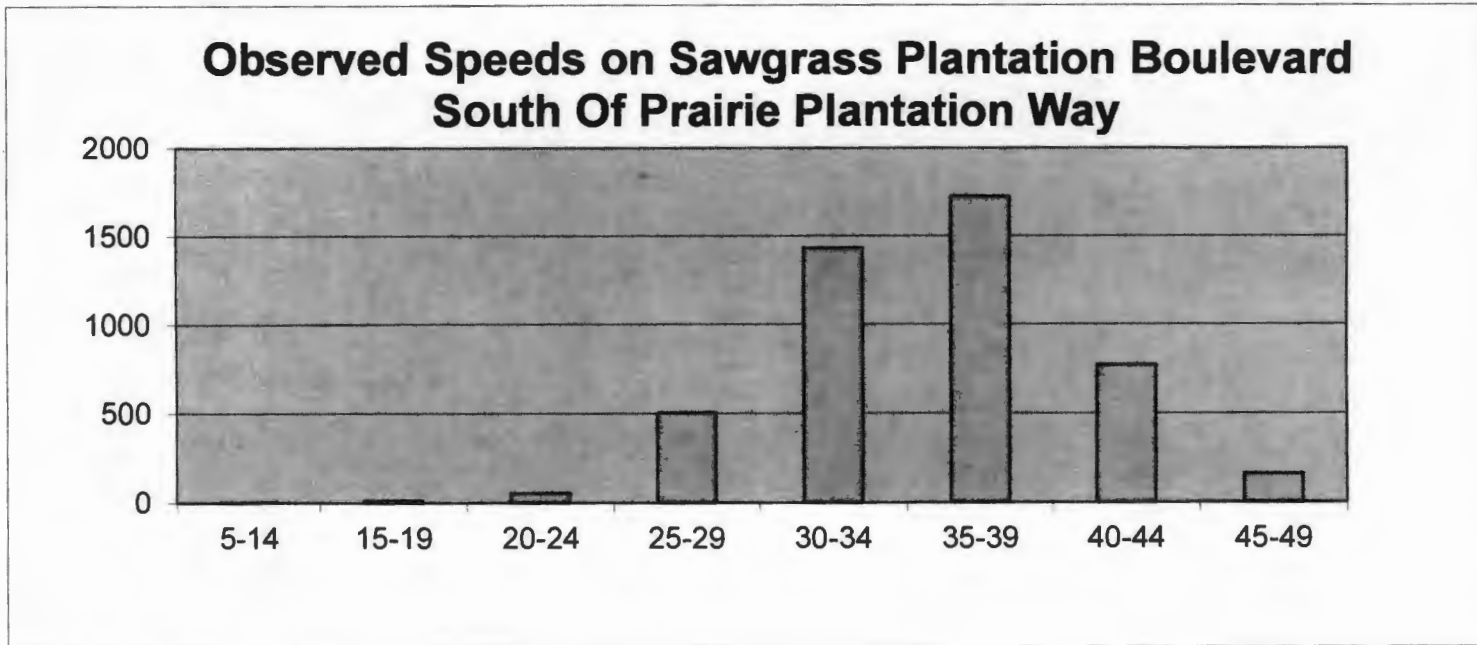
ORANGE COUNTY TRAFFIC ENGINEERING

Sawgrass Plantation Bv S/O Prairie Plantation Wy

Road	Segment	Date	Posted Speed (mph)	85% Speed	50% Speed	Observed Speeds (Vehicles)										AM Peak	PM Peak
						5-14	15-19	20-24	25-29	30-34	35-39	40-44	45-49	50+	Total		
						Sawgrass Plantation Bv NB	S/O Prairie Plantation Wy	04/26/2016 Tu	25	41.5	35.8	1	4	26	289		
Sawgrass Plantation Bv SB	S/O Prairie Plantation Wy	04/26/2016 Tu	25	42.1	36.4	1	5	21	204	670	894	416	91	15	2,317	8-9A	5-6P
Sawgrass Plantation Bv NB	S/O Prairie Plantation Wy	04/27/2016 We	25	41.5	35.8	0	5	52	274	706	835	364	77	19	2,332	7-8A	2-3P
Sawgrass Plantation Bv SB	S/O Prairie Plantation Wy	04/27/2016 We	25	41.7	35.9	1	7	19	252	724	823	385	80	16	2,307	9-10A	5-6P
Sawgrass Plantation Bv NB	S/O Prairie Plantation Wy	04/28/2016 Th	25	41.7	35.9	0	2	33	260	753	857	398	77	19	2,399	7-8A	5-6P
Sawgrass Plantation Bv SB	S/O Prairie Plantation Wy	04/28/2016 Th	25	41.7	36.2	1	8	13	231	721	915	396	76	20	2,381	9-10A	6-7P

Sawgrass Plantation Bv NB Average
Sawgrass Plantation Bv SB Average
Total Average
Total Percent

25	41.57	35.83	0	4	37	274	724	844	375	76	19	2,354
25	41.83	36.17	1	7	18	229	705	877	399	82	17	2,335
25	41.70	36.00	1	10	55	503	1,429	1,722	774	159	36	4,689
			0.0%	0.2%	1.2%	10.7%	30.5%	36.7%	16.5%	3.4%	0.8%	100.00
			5-14	15-19	20-24	25-29	30-34	35-39	40-44	45-49	50+	



RAISE to 35 mph. - Howe/ Blossom Dr. to Wetherbee rd.