

FEB 02 1987

ORANGE COUNTY RESOLUTION NO. 87-SW-04

1 A RESOLUTION ADOPTING A REVISED WATER  
2 SYSTEM CHARGE SCHEDULE; INCREASING CERTAIN  
3 COUNTY WATER SYSTEM CHARGES; ADOPTING AN  
4 AUTOMATIC INCREASE; ADOPTING NEW CAPACITY  
5 DEMAND CHARGES AND METHODOLOGY FOR CALCU-  
6 LATION; PROVIDING FOR TIME OF PAYMENT OF  
7 WATER CONNECTION FEES; ADOPTING CONSERV-  
8 ATION CHARGE; PROVIDING AN ECONOMIC IMPACT  
9 DETERMINATION; PROVIDING FOR SEVERA-  
10 BILITY: PROVIDING AN EFFECTIVE DATE.

7  
8  
9  
10  
11  
12  
13  
14  
15  
16  
17  
18  
19  
20  
21  
22  
23  
24  
25  
26  
27  
28  
29  
30  
31  
32  
33  
34  
35  
36

PREMISES

1. The Board of County Commissioners last adopted a revised Water System charge Schedule on March 26, 1984.

2. Since the 1984 rate increase, the Board has determined that it must review and modify the water connection fees, certain connection fees, specific charges related to delinquent account turn-ons, account deposits, and private fire hydrants, while continuing other rates, policies, and rules adopted August 18, 1983, by Resolution No. 83-SW-15.

3. The Board adopted a Preliminary Resolution dated January 12, 1987, which set forth preliminary revisions to the current Water System Charge Schedule.

4. The Board authorized, scheduled, and publicized a public hearing to consider the adoption of the revised Water System Charge Schedule in accordance with general law.

ACCORDINGLY, BE IT RESOLVED BY THE BOARD OF COUNTY COMMISSIONERS OF ORANGE COUNTY,

Section 1. Revised Water System Charge Schedule. The Board of County Commissioners hereby adopts the revised Water System Charge Schedule attached to and incorporated in this Resolution as Exhibit "B". The attached schedule supersedes and hereby repeals the presently existing Water System Charge Schedule adopted March 26, 1984, and subsequently amended by previous annual rate increases.

Section 2. Automatic Annual Rate Increase. Consistent with and pursuant to Section 153.11(3)(c), Fla. Stat., the Board hereby adopts, effective October 1, 1987, and on October 1st of each year thereafter, an automatic increase

each year of three percent (3%) to all rates, fees, and charges contained in the most current water system charge schedule in effect immediately prior to the effective date of such annual increase. The Board further directs that on the effective date of each annual increase the Water System Schedule in effect immediately prior to the effective date of such increases shall be revised to include the three percent (3%) increase, and that a copy of such revised Schedule shall be maintained for public inspection by the Clerk to the Board of County Commissioners. The automatic increase shall not apply to Specific Service Charges, Fire System and Hydrant Charges and the Water Capacity Demand Charge.

Section 3. Adoption of a new Capacity Demand Charge and Methodology for Calculating. The Board hereby adopts a revised water capacity demand charge of nine hundred eighty-two dollars (\$982.00), per ERC connection. An ERC means an "equivalent residential connection". For purposes of calculating and imposing the water capacity demand charges for a connection, ERC factor for any particular connection shall be calculated and imposed in the manner provided as attached hereto in Exhibit "A" or as amended from time to time.

Section 4. Water Connection Fees: Time of Payment. Beginning on the effective date of this Resolution, all meter fees, meter installation fees, and capacity demand charges shall be paid prior to the issuance of a building permit for a structure or structures to be served by the County's overall water system, unless superseded by other County Ordinances or Resolutions. All of those who, as of the effective date of this Resolution, have received building permits for a structure or structures to be served by the County's overall Water System but have not yet paid applicable meter fees, meter installation fees, and capacity demand charges shall pay the adopted applicable meter fees, meter installation fees, and capacity demand charges prior to connection. Those individuals who have prepaid connection and/or meter fees prior to the effective date of this

1 Resolution shall be exempt from paying the incremental  
2 difference increase in connection and meter fees. Those  
3 individuals who have submitted final subdivision plans or  
4 utility construction plans, which plans comply with all  
5 applicable County building code and land use regulations, to  
6 the Orange County Building Department prior to the adoption  
7 of this resolution shall be exempt from paying the  
8 incremental difference increase in the meter fees, meter  
9 installation fees and capital demand charges. Said fees and  
10 charges shall be determined pursuant to the Water System  
11 Charge Schedule, attached hereto Exhibit "B", or as amended  
12 from time to time.

13 Section 5. Conservation Charge. The Board hereby  
14 adopts a Conservation Charge to promote water usage conserv-  
15 ation. The Conservation Charge shall be 1.5 times the volume  
16 charge set forth in Exhibit "B", or as amended pursuant to  
17 Section 2, for water usage over 15,000 gallons per month of  
18 any 3/4-inch by 5/8-inch water meter. The Board further  
19 directs the Public Utilities Division to report to the Board  
20 within one year after adoption of this charge to state the  
21 effectiveness of such charge and recommend any changes to  
22 such charge.

23 Section 6. Capacity Demand Charges: contributions in  
24 Aid of Construction. The Board may exempt any customer from  
25 the payment of any portion of the capacity demand charge to  
26 the extent that the Board accepts a contribution in aid of  
27 construction having a value, determined by the County, of not  
28 less than the portion of the capacity demand charge being  
29 exempted. This exemption shall only be for facilities ordi-  
30 narily provided by the County pursuant to applicable ordi-  
31 nances and resolutions.

32 Section 7. Alternative Computation. If an applicant  
33 for water connection within any of the categories set forth  
34 in Subsection (a) above can demonstrate, to the satisfaction  
35 of the Director of Public Utilities, that actual water usage  
36 will be less than eighty (80) per cent of the equivalent  
residential connection usage assigned to such establishment

1 as set forth above, then the Director of Public Utilities may  
2 determine, based on actual usage, anticipated usage, peak  
3 load requirements, or any combination of the foregoing using  
4 accepted engineering standards, a different or lesser total  
5 equivalent residential connection value. If the Director  
6 determines that the actual water usage will be greater than  
7 the equivalent residential connection usage assigned to such  
8 category as set forth above, then the Director may determine,  
9 based on actual usage, anticipated usage, peak load require-  
10 ments, or any combination of the foregoing using accepted  
11 engineering standards, a different or greater total  
12 equivalent residential connection value.

13 Section 8. Economic Impact Determination. The Board  
14 does hereby determine and find, pursuant to Section  
15 1-27(2)(b), O.C.C., that sufficient information has been pro-  
16 vided for the Board to assess the economic impact of this  
17 Resolution on the development of real property in Orange  
18 County. The Board does hereby determine and find no further  
19 economic impact statement or economic impact information is  
20 required in this matter.

21 Section 9. Severability of Provisions. If any provi-  
22 sion of this Resolution or the application thereof to any  
23 person or circumstance is held invalid, the invalidity shall  
24 not affect other provisions or applications of this  
25 Resolution which can be given effect without the invalid  
26 provision or application, and to this end the provisions of  
27 this Resolution are declared severable.

28 Section 10. Effective Date. This Resolution shall take  
29 effect on February 26, 1987.

30 RESOLVED THIS 2nd DAY OF February, 1987

31 ORANGE COUNTY, FLORIDA

32 By: Len Treadwell  
33 Chairman, Board of  
34 County Commissioners

35 DATE: FEB 04 1987

36 ATTEST: THOMAS H. LOCKER, Clerk  
to Board of County Commissioners

By: Mary J. Harrison  
Deputy Clerk

JLP/cld #0584h

EXHIBIT "A"

CAPACITY DEMAND CHARGES

A. Meter Sizes and ERC Range.

<u>Meter Size</u>	<u>ERC Range</u>
5/8" x 3/4"	1 to 3.50
1"	3.51 to 6.00
1-1/2"	6.01 to 30.00
2"	30.01 to 132.00
3"	132.01 to 329.00
4"	329.01 to 592.00
6"	592.01 to 1843.00
8"	1843.01 to 3160.00
10" and greater	As determined by the County

B. ERC Factors and Methodology.

<u>Establishment</u>	<u>Unit</u>	<u>Factor</u>
Residential:		
Single-family home	Per Unit	1.000
Duplex (1 or 2 bedrooms)	Per Unit	0.833
Duplex (3 or more bedrooms)	Per Unit	1.000
Multifamily (2 bedrooms)	Per Unit	0.833
Multifamily (1 bedroom)	Per Unit	0.583
Multifamily (Efficiency less than 500 sq. ft.)	Per Unit	0.500
Multifamily (3 or more bedrooms)	Per Unit	1.000
Mobile home (1 or 2 bedrooms)	Per Unit	0.667
Mobile home (3 or more bedrooms)	Per Unit	0.833
Commercial		
Auditorium	Seat	0.017
Barber/beauty shop	Opr. Sta.	0.300
Bowling alley	Lane	0.333
Food Service		
Restaurant/cafeteria	Seat	0.100
Restaurant (24 hours)	Seat	0.167
Restaurant ("fast food")	Seat	0.050
Bar/cocktail lounge	Seat	0.067
Hotel, Motel (not including food service, banquet & meeting rooms, & laundries)	Room	0.500
Industrial Building (not including food service: not including in- industrial water flows):		
Without showers	Employee	0.050
With showers	Employee	0.117
Note: Industrial flows to be determined on fixture unit basis unless Director or his designee agrees to alternative flow cal- culation.		
Laundry, Self-Service	Per Machine	1.333
Motel (see Hotel)		
Office Building (add food service and retail space)	1,000 ft. Gross	0.334

<u>Establishment</u>	<u>Unit</u>	<u>Factor</u>
Commercial (con't)		
Service Station	Per Bay	1.000
Add,	Per Wash	
Bay		3.200
Add	Per Toilet	
Room		1.000
Theater	Per Seat	0.010
Theater (Dinner)	Per Seat	0.067
Trailer Park (overnight)	Space	0.333
Dentist Office	Per Dentist	0.833
	Per Wet	
	Chair	0.667
Doctor Office	Per Doctor	0.833
Church	Per Seat	0.017
Hospital	Per Bed	0.833
Nursing Home	Per Bed	0.417
Warehouse-Office:	Use fixture units for warehouse area and see Office category for calculating ERUs in that area. (add for food service) (add for retail space if applicable)	
Meeting and/or Banquet Rooms	Per Seat	.017
(Total sq. ft./15 sq ft/person x .017X # of seats)		
Automotive Repair & Maintenance Store	Per Bay	.250
Retail Store/Self Service Gas Pumps	Per Restroom	1.000
	ERU plus the remaining fixture units.	
Extended Care Facilities	Per Efficiency	.500
Convenience Store without Gas Pumps	Use fixture units	
Schools, Middle & High	Per Student	0.067
Schools, Elementary & Nursery	Per Student	0.025

- (a) One (1) equivalent residential connection (ERC) shall, for the purposes of this Section, have an assigned value of 1.00. One (1) ERC is hereby established and determined to be equal to a flow of three hundred-fifty (350) gallons per day (GPD), average annual basis. The "total equivalent residential connection value" for an establishment shall be calculated by multiplying the ERC factor listed above times the number of units.

(b) For all establishments not listed above, the total equivalent residential connection (ERC) value shall be determined by multiplying the number of fixture units, as published in the Standard Plumbing Code, by twenty-five (25), and then dividing that numerator by three hundred-fifty (350) GPD/ERC. For example,

$$\text{Total ERC Value} = \frac{\text{Number of Fixture Units} \times 25}{350 \text{ GPD/ERC}}$$

The water capacity demand charge, shall be determined by using the following formula:

$$\text{Total ERC Value} \times \$982 = \text{Water Capacity Demand Charge}$$

In no event shall the total ERC value used to calculate a Water capacity Demand charge for any separate establishment be less than 1.00.

**EXHIBIT "B"**

**ORANGE COUNTY  
WATER SYSTEM CHARGE SCHEDULE**

**Revised October 1, 1987**

SERVICE RATES	MONTHLY BILLING
Minimum monthly charge (by meter size)	
- 5/8 - 3/4 Inch Meter	\$ 3.98
- 1 Inch Meter	7.64
- 1-1/2 Inch Meter	13.75
- 2 Inch Meter	21.07
- 3 Inch Meter	40.61
- 4 Inch Meter	62.60
- 6 Inch Meter	123.66
- 8 Inch Meter	196.93
-10 Inch Meter	306.83
 Volume Charge	 \$1.04 per 1,000 gallons (Footnote 1)

**CONSERVATION CHARGE**

A Conservation Charge is hereby adopted to promote water usage conservation. The Conservation Charge shall be 1.5 times the volume charge for water usage over 15,000 gallons per month of any 3/4-inch by 5/8 inch water meter.

**BILLING PERIODS**

Monthly: Single-family residential, duplex, condominium, and other type dwelling units individually metered; multi-family residential apartment, mobile home, travel-trailer, and other type dwelling units collectively metered and all other commercial, institutional, industrial or other accounts (e.g. large consumers), regardless of meter size, shall be billed for the amount of water used each month as measured by each of their respective meters. (The above rates shall apply to each meter, regardless of the number of meters.)

**WATER CONNECTION FEES (Except for Capacity Demand Charge)**

<u>Meter Size (Footnote 2)</u>	<u>Meter &amp; Meter Box Installation (Footnote3)</u>
5/8" & 3/4"	\$ 72.10
1"	134.93
1-1/2"	295.61
2"	395.52
3"	At Cost
4"	At Cost
6"	At Cost
8"	At Cost
10"	At Cost
12"	At Cost

Note: Following satisfactory completion of the water supply and distribution system, and upon receipt of the applicable meter/connection fee, the County shall furnish and install the necessary fittings, meter, and meter box at the property line. The owner or developer of the Property desiring service shall bear the expense of the service lateral pipe of the required size, from and including its connection with a corporation stop at the water distribution main in the right-of-way to and including a curb stop at the property line. Service Piping from the meter to the building is to be installed by and/or at the expense of the property owner or builder.



**FIRE SYSTEM AND HYDRANT CHARGES**

- Private Fire Hydrants		
Hydrant Installation Charge		Actual Cost
Annual Service charge		\$1,050.50 (Footnote 4)
- Private Fire Line/Sprinkler System		
Installation Charge		Actual Cost
Annual Service Charge		\$1,440.00
		(per year)

**SPECIFIC CHARGES**

- Initiate Service		
Regular Business Hours	\$	13.50
Non-Business Hours		27.50
- Delinquent Account Turn-on/Turn-off		
Regular Business Hours	\$	20.50
Non-Business Hours		27.00
Meter Removal Fee		34.50
Meter Inspection and Testing		
5/8" through 2"		18.00
3" and 4"		265.50
6"		286.50
8" and 10"		345.00
12" and larger		at cost
- Turn-on/Turn-off for Customer Convenience		
Regular Business Hours		
Turn-off only	\$	21.50
Turn-on only		20.00
Non-Business Hours		
Turn-off only		27.50
Turn-on only		26.00
- Account Deposit (Two (2) Months Average Billing)		
based on meter size		
- Residential 5/8"	\$	28.00
- Residential 1"		35.00
- Other		140.00
- Non-Sufficient Fund (NSF) Charge	\$	10.00
- Plans and Specifications	Time & Materials	
- Unauthorized Connection Penalty	\$	1,000.00
		(Per connection)
- Fire Hydrant Meter Deposit	\$	600.00
		Per meter
- Tanker fill-up Charge/Bulk water charge at volume		
		charge Plus \$1.48
		billing charge

**AUTOMATIC ANNUAL RATE INCREASE**

Consistent with and pursuant to Section 153.11(3)(c) Florida Statutes, the Board of County Commissioners adopts annually, effective October 1 each year hereafter an automatic increase each year of three percent (3%) to all rates, fees, and charges contained in this Water System Charge Schedule as they are in effect immediately prior to the effective date of such annual increase. The automatic increase shall not apply to Specific Service Charges, Fire System and Hydrant Charges and the Water Capacity Demand Charge.

- (1) A minimum volume charge of \$ 3.12 shall be levied on all bills for consumption of 3,000 gallons or less.
- (2) The County shall determine the appropriate meter size for use by all its customers.
- (3) Does not include any cost associated with construction of a water lateral from the meter to the water main providing service: in the majority of cases, the developer constructs the lateral. In situations where the County would be responsible for the lateral, the cost of the lateral would be charged to the customer on a time, materials, and Pro rata overhead cost basis.
- (4) May be waived if the customer dedicates an appropriate easement of the right-of-way to the County for access to the hydrant or hydrants.

EXHIBIT "B"  
 ORANGE COUNTY, FLORIDA  
WATER SYSTEM CHARGE

SCHEDULE

SERVICE RATES	MONTHLY BILLING
Minimum monthly charge (by meter size)	
-5/8 - 3/4 Inch Meter	\$ 3.86
-1 Inch Meter	7.42
-1-1/2 Inch Meter	13.35
-2 Inch Meter	20.46
-3 Inch Meter	39.43
-4 Inch Meter	60.78
-6 Inch Meter	120.06
-8 Inch Meter	191.19
-10 Inch Meter	297.89
Volume Charge	\$1.01 per 1,000 gallons (Footnote 1)

CONSERVATION CHARGE

A Conservation Charge is hereby adopted to promote water usage conservation. The Conservation Charge shall be 1.5 times the volume charge for water usage over 15,000 gallons per month of any 3/4-inch by 5/8 inch water meter.

BILLING PERIODS

Monthly: Single-family residential, duplex, condominium, and other type dwelling units individually metered; multi-family residential apartment, mobile home, travel-trailer, and other type dwelling units collectively metered and all other commercial, institutional, industrial or other accounts (e.g. large consumers), regardless of meter size, shall be billed for the amount of water used each month as measured by each of their respective meters. (The above rates shall apply to each meter, regardless of the number of meters.)

WATER CONNECTION FEES (Except for Capacity Demand Charge)

<u>Meter Size (Footnote 2)</u>	<u>Meter &amp; Meter Box Installation (Footnote3)</u>
5/8" & 3/4"	\$ 70.00
1"	131.00
1-1/2"	287.00
2"	384.00
3"	At Cost
4"	At Cost
6"	At Cost
8"	At Cost
10"	At Cost
12"	At Cost

Note: Following satisfactory completion of the water supply and distribution system, and upon receipt of the applicable meter/connection fee, the County shall furnish and install the necessary fittings, meter, and meter box at the property line. The owner or developer of the property desiring service shall bear the expense of the service lateral pipe of the required size, from and including its connection with a corporation stop at the water distribution main in the right-of-way to and including a curb stop at the property line. Service piping from the meter to the building is to be installed by and/or at the expense of the property owner or builder.

**FIRE SYSTEM AND HYDRANT CHARGES**

- Private Fire Hydrants	
Hydrant Installation Charge	Actual Cost
Annual Service charge	\$1,050.50 (Footnote 4)
- Private Fire Line/Sprinkler System	
Installation Charge	Actual Cost
Annual Service Charge	\$1,440.00
	(per year)

**SPECIFIC CHARGES**

- Initiate Service	
Regular Business Hours	\$ 13.50
Non-Business Hours	27.50
- Delinquent Account Turn-on/Turn-off	
Regular Business Hours	\$ 20.50
Non-Business Hours	27.00
Meter Removal Fee	34.50
Meter Inspection and Testing	
5/8" through 2"	18.00
3" and 4"	265.50
6"	286.50
8" and 10"	345.00
12" and larger	at cost
- Turn-on/Turn-off for Customer Convenience	
Regular Business Hours	
Turn-off only	\$ 21.50
Turn-on only	20.00
Non-Business Hours	
Turn-off only	27.50
Turn-on only	26.00
- Account Deposit (Two (2) Months Average Billing) based on meter size	
- Residential 5/8"	\$ 28.00
- Residential 1"	35.00
- Other	140.00
- Non-Sufficient Fund (NSF) Charge	\$ 10.00
- Plans and Specifications	Time & Materials
- Unauthorized Connection Penalty	\$ 1,000.00
	(per connection)
- Fire Hydrant Meter Deposit	\$ 600.00
	per meter
- Tanker fill-up Charge/Bulk water charge	at volume
	charge Plus \$1.48
	billing charge


**AUTOMATIC ANNUAL RATE INCREASE**

Consistent with and pursuant to Section 153.11(3)(c) Florida Statutes, the Board of County Commissioners adopts annually, effective October 1 each year hereafter an automatic increase each year of three percent (3%) to all rates, fees, and charges contained in this Water System Charge Schedule as they are in effect immediately prior to the effective date of such annual increase. The automatic increase shall not apply to Specific Service Charges, Fire System and Hydrant Charges and the Water Capacity Demand Charge.

- (1) A minimum volume charge of \$ 3.03 shall be levied on all bills for consumption of 3,000 gallons or less.
- (2) The County shall determine the appropriate meter size for use by all its customers.
- (3) Does not include any cost associated with construction of a water lateral from the meter to the water main providing service: in the majority of cases, the developer constructs the lateral. In situations where the County would be responsible for the lateral, the cost of the lateral would be charged to the customer on a time, materials, and pro rata overhead cost basis.
- (4) May be waived if the customer dedicates an appropriate easement of the right-of-way to the County for access to the hydrant or hydrants.

C-480  
10-1994 + Rese

Orange



County

Orlando, Florida

Interoffice Memo

September 27, 1994

To: Allona Stapleton, Deputy Clerk to the  
County Commission

From: Michael L. Chandler, Assistant Manager  
Fiscal & Customer Service Department

*MLC*

SUBJECT: Water & Wastewater Rate Revisions

In accordance with Orange County Rate Resolutions 87-SW-04 and 87-SW-03, the attached revised wastewater and pollution control charge schedule (Exhibit A) is provided. The Public Utilities Division has requested that the County Commission waive the rate increase for the water system for Fiscal Year 1995. Consequently, there is no change to Exhibit B. The revised wastewater charges will be in effect on October 1, 1994.

If you have any questions, please call me at 836-5516.

Attachment

cc: Alan B. Ispass, P.E., Director, Public Utilities Division  
Sharon Donoghue, Manager, Office of Management and Budget  
Bill Greenleaf, Manager, Utilities Fiscal & Customer Service  
Robin Davison, Senior Utilities Accountant  
Lyn Paulk, Customer Service Coordinator



EXHIBIT "A"

ORANGE COUNTY

WASTEWATER AND POLLUTION CONTROL CHARGE SCHEDULE

Revised October 1, 1994

A. Monthly Charge

Fixed Monthly charge  
(by water meter size)

5/8 by 3/4 inch meter	\$	14.15
- 1 inch meter		31.27
- 1-1/2 inch meter		59.81
- 2 inch meter		94.07
- 3 inch meter		185.42
- 4 inch meter		288.18
- 6 inch meter		573.61
- 8 inch meter		916.12
- 10 inch meter		1,429.90
Volume Charge (2)	\$	3.18
		per 1,000 gallons

Flat Rate (Sewer Only) Customers

- Residential

Single Family Home	\$	45.89
Duplex (1 or 2 bedrooms)		38.21
Duplex (3 or more bedrooms)		45.89
Multi-Family (1 or 2 bedrooms)		38.21
Multi-Family (3 or more bedrooms)		45.89
Mobile Homes (1 or 2 bedrooms)		30.61
Mobile Home (3 or more bedrooms)		38.21

- Non-Residential

\$2.74 customer charge per account plus volume charge of \$4.71 per 1,000 gallons based upon Equivalent Residential Unit (ERU) factors as provided in Section 5 of the Orange County Sewer Capital Charge Ordinance.

Martin Marietta Treatment Charge	\$ 3.43 per 1,000 gallons
AT&T Treatment Charge (Industrial)	0.82 per 1,000 gallons
AT&T Information System Cooling Tower Discharge	3.18 per 1,000 gallons

High Strength Surcharges 3.18 per 1,000 gallons (volume)

BOD (biochemical oxygen demand) \$49.52/100 lbs. (for amounts in excess of 300 mg/L)

Wastewater & Pollution Control Charge Schedule  
Page Two

SS (suspended solids)	\$ 61.50/100 lbs for amounts in excess of 300 mg/L
Phosphorous	\$257.04/100 lbs. (for amounts in excess of 10 mg/L)
Total Nitrogen	\$ 37.43/100 lbs. (for amounts in excess of 40 mg/L)

B. Specific service Charges

1. Initiate service	
Regular Business Hours	\$13.50
Non-Business Hours	27.50
2. Non-Sufficient Funds Charge	15.00
3. Sewer Service Restore Charge	Time and Materials plus Overhead
4. Unauthorized Connection Penalty	\$1,000.00 per connection (water or sewer)
5. Septage Disposal Charge	\$6.50 per hundred gallons
6. Industrial Waste Charge	Rates and fees to be established upon application, subject to evaluation of quantity, quality, character and treatability of wastes.
7. Account Deposit	
Residential - 5/8"	\$64.00
Residential - 1"	89.00
Other	(3)

C. Automatic Annual Rate Increase

Consistent with and pursuant to Section 153.11(3)(c), Florida Statutes, the Board of County Commissioners adopts annually, effective October 1 each year hereafter, an automatic increase each year of three percent (3%) of the monthly rates, fees, and charges in effect on the day immediately prior to the effective date of such annual increase. The automatic increase shall not apply to Specific Service Charges or sewer capital fees and charges.




FOOT NOTES

- (1) Bills for sewer service shall be rendered monthly in accordance with applicable state law.
- (2) In addition to the Minimum Monthly Charge, all customers (other than those customers who pay flat rates or industrial customers paying other individually established volume charges), shall pay a Volume Charge based on metered water consumption. The following classes of customers shall not be charged a Volume Charge for sewage discharge (as measured by metered water consumption) in excess of the following gallon amounts:

Residential, Single Family	14,000 gallons per month
Multiple Residential, 2-4 Units	25,000 gallons per month
Mobile Home	14,000 gallons per month
- (3) Deposit to be calculated as twice the monthly flat rate equivalent charge. The flat rate equivalent charge is to be determined on the basis of a \$2.74 customer charge per account, plus a volume charge of \$4.71 per 1,000 gallons based upon Equivalent Residential Unit ("ERU") factors as provided in Section 5 of the Orange County Sewer Capital Charge Ordinance, or as it may be amended.

Orange



County

Orlando, Florida

Interoffice Memo

SEP 27 4 31 PM '94

September 26, 1994

TO: Allona Stapleton, Deputy Clerk to the  
County Commission

FROM: Michael L. Chandler, Assistant Manager *mlc*  
Fiscal & Customer Service Department

**SUBJECT: F.Y. '95 Revenue and Maintenance Fee Increase**

Orange County Ordinance 87-4 provides for an annual increase in the Revenue and Maintenance Fee. For your information, effective October 1, 1994, the Revenue and Maintenance Fee will be \$137.21 per equivalent residential unit.


If you have any questions, please call Dan Raghunandan at 836-5516.

MLC/rac

cc: Alan B. Ispass, P.E., Director, Public Utilities Division  
Sharon Donoghue, Manager, Office Of Management and Budget  
Bill Greenleaf, Manager, Utilities Fiscal & Customer Service  
Robin Davison, CPA, Senior Utilities Accountant  
Lyn Paulk, Customer Service Coordinator  
Dan Raghunandan, Utilities Accountant




Orange



County

Thomas H. Locker  
County Comptroller  
Post Office Box 312  
Orlando, Florida 32802-0312



WATER & WASTEWATER ACCOUNTING

MEMORANDUM

To: Mary Jo Garrison, Deputy Clerk  
to the County Commission

From: *H* Hubert Jacques, Director

Subject: 1987 Revised Water, and Wastewater and Pollution  
Control Charge Schedules

Date: September 23, 1987

In compliance with Section 2, Orange County Resolution 87-SW-03; and Section 2, Orange County Resolution 87-SW-04, I have attached copies of the revised water and wastewater charge schedules. Please find Exhibit A (revised October 1, 1987), Orange County Wastewater and Pollution Control Charge Schedule; and also Exhibit B (revised October 1, 1987), Water System Charge Schedule.

If you have any questions, please call me at extension 5740.

cc: Thomas H. Locker, County Comptroller  
Steve Alexander, Deputy Director, Water & Wastewater  
Accounting  
Ellie Cameron, Data Processing Supervisor, Water &  
Wastewater Accounting  
Alan B. Ispass, Director, Public Utilities Division  
Jessica Blume, Manager, Office of Management and Budget